


BARWA GRAND PRIX OF QATAR

Qualifying Results



	Rider	Nation	Team	Motorcycle	Time	Lap	Total	Gap	Top Speed
1	63 Francesco BAGNAIA	ITA	Ducati Lenovo Team	DUCATI	Q2 1'52.772	6	7		355.2
2	20 Fabio QUARTARARO	FRA	Monster Energy Yamaha MotoGP	YAMAHA	Q2 1'53.038	3	6	0.266 0.266	350.6
3	12 Maverick VIÑALES	SPA	Monster Energy Yamaha MotoGP	YAMAHA	Q2 1'53.088	7	7	0.316 0.050	348.3
4	46 Valentino ROSSI	ITA	Petronas Yamaha SRT	YAMAHA	Q2 1'53.114	6	7	0.342 0.026	348.3
5	43 Jack MILLER	AUS	Ducati Lenovo Team	DUCATI	Q2 1'53.215	3	7	0.443 0.101	357.6
6	5 Johann ZARCO	FRA	Pramac Racing	DUCATI	Q2 1'53.286	7	7	0.514 0.071	356.4
7	21 Franco MORBIDELLI	ITA	Petronas Yamaha SRT	YAMAHA	Q2 1'53.313	3	6	0.541 0.027	345.0
8	41 Aleix ESPARGARO	SPA	Aprilia Racing Team Gresini	APRILIA	Q2 1'53.315	7	7	0.543 0.002	348.3
9	42 Alex RINS	SPA	Team SUZUKI ECSTAR	SUZUKI	Q2 1'53.490	7	7	0.718 0.175	347.2
10	36 Joan MIR	SPA	Team SUZUKI ECSTAR	SUZUKI	Q2 1'53.682	6	7	0.910 0.192	349.5
11	30 Takaaki NAKAGAMI	JPN	LCR Honda IDEMITSU	HONDA	Q2 1'53.721	7	7	0.949 0.039	347.2
12	44 PoI ESPARGARO	SPA	Repsol Honda Team	HONDA	Q2 1'53.930	5	6	1.158 0.209	352.9
13	23 Enea BASTIANINI	ITA	Esponsorama Racing	DUCATI	Q1 1'53.733	6	7 (*)	0.156	354.0
14	89 Jorge MARTIN	SPA	Pramac Racing	DUCATI	Q1 1'53.840	2	6 (*)	0.263 0.107	358.8
15	88 Miguel OLIVEIRA	POR	Red Bull KTM Factory Racing	KTM	Q1 1'53.915	6	6 (*)	0.338 0.075	346.1
16	73 Alex MARQUEZ	SPA	LCR Honda CASTROL	HONDA	Q1 1'53.958	3	7 (*)	0.381 0.043	349.5
17	6 Stefan BRADL	GER	Repsol Honda Team	HONDA	Q1 1'53.995	6	6 (*)	0.418 0.037	349.5
18	10 Luca MARINI	ITA	SKY VR46 Esponsorama	DUCATI	Q1 1'54.122	6	7 (*)	0.545 0.127	350.6
19	33 Brad BINDER	RSA	Red Bull KTM Factory Racing	KTM	Q1 1'54.240	3	7 (*)	0.663 0.118	349.5
20	9 Danilo PETRUCCI	ITA	Tech 3 KTM Factory Racing	KTM	Q1 1'54.443	6	7 (*)	0.866 0.203	346.1
21	27 Iker LECUONA	SPA	Tech 3 KTM Factory Racing	KTM	Q1 1'54.627	6	6 (*)	1.050 0.184	350.6
22	32 Lorenzo SAVADORI	ITA	Aprilia Racing Team Gresini	APRILIA	Q1 1'55.183	3	7 (*)	1.606 0.556	347.2

* Gap with the fastest rider in the Q1 session.

Pole Position:		Francesco BAGNAIA	1'52.772	171.7 Km/h
Q1 Best Lap:	Lap 7	Takaaki NAKAGAMI	(*) 1'53.577	170.5 Km/h
Best Race Lap:	2016	Jorge LORENZO	1'54.927	168.5 Km/h
All Time Lap Record:	2021	Francesco BAGNAIA	1'52.772	171.7 Km/h

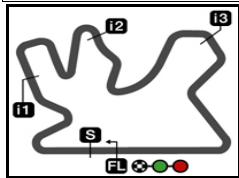
The results are provisional until the end of the limit for protest and appeals.

Time limit for protest expires 60' after publication of the results - Mr. Time:

These data/results cannot be reproduced, stored and/or transmitted in whole or in part by any manner of electronic, mechanical, photocopying, recording, broadcasting or otherwise now known or herein after developed without the previous express consent by the copyright owner, except for reproduction in daily press and regular printed publications on sale to the public within 60 days of the event related to those data/results and always provided that copyright symbol appears together as follows below.

© DORNA, 2021






5380 m.

BARWA GRAND PRIX OF QATAR

Qualifying Nr. 2

Classification

20

	<i>Rider</i>	<i>Nation</i>	<i>Team</i>	<i>Motorcycle</i>	<i>Time</i>	<i>Lap</i>	<i>Total</i>	<i>Gap</i>	<i>Top Speed</i>
1	63 Francesco BAGNAIA	ITA	Ducati Lenovo Team	DUCATI	1'52.772	6	7		355.2
2	20 Fabio QUARTARARO	FRA	Monster Energy Yamaha MotoGP	YAMAHA	1'53.038	3	6	0.266 0.266	350.6
3	12 Maverick VIÑALES	SPA	Monster Energy Yamaha MotoGP	YAMAHA	1'53.088	7	7	0.316 0.050	348.3
4	46 Valentino ROSSI	ITA	Petronas Yamaha SRT	YAMAHA	1'53.114	6	7	0.342 0.026	348.3
5	43 Jack MILLER	AUS	Ducati Lenovo Team	DUCATI	1'53.215	3	7	0.443 0.101	357.6
6	5 Johann ZARCO	FRA	Pramac Racing	DUCATI	1'53.286	7	7	0.514 0.071	356.4
7	21 Franco MORBIDELLI	ITA	Petronas Yamaha SRT	YAMAHA	1'53.313	3	6	0.541 0.027	345.0
8	41 Aleix ESPARGARO	SPA	Aprilia Racing Team Gresini	APRILIA	1'53.315	7	7	0.543 0.002	348.3
9	42 Alex RINS	SPA	Team SUZUKI ECSTAR	SUZUKI	1'53.490	7	7	0.718 0.175	347.2
10	36 Joan MIR	SPA	Team SUZUKI ECSTAR	SUZUKI	1'53.682	6	7	0.910 0.192	349.5
11	30 Takaaki NAKAGAMI	JPN	LCR Honda IDEMITSU	HONDA	1'53.721	7	7	0.949 0.039	347.2
12	44 Poi ESPARGARO	SPA	Repsol Honda Team	HONDA	1'53.930	5	6	1.158 0.209	352.9

Practice condition: Dry

Air: 28°

Humidity: 34%

Ground: 29°

Fastest Lap:	Lap: 6	Francesco BAGNAIA	1'52.772	171.7 Km/h
Best Race Lap:	2016	Jorge LORENZO	1'54.927	168.5 Km/h
All Time Lap Record:	2021	Francesco BAGNAIA	1'52.772	171.7 Km/h

The results are provisional until the end of the limit for protest and appeals.

Time limit for protest expires 30' after publication of the results - Time:

These data/results cannot be reproduced, stored and/or transmitted in whole or in part by any manner of electronic, mechanical, photocopying, recording, broadcasting or otherwise now known or herein after developed without the previous express consent by the copyright owner, except for reproduction in daily press and regular printed publications on sale to the public within 60 days of the event related to those data/results and always provided that copyright symbol appears together as follows below.

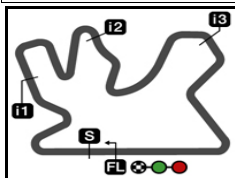
© DORNA, 2021

Official MotoGP Timing by **TISSOT**

www.motogp.com

Doha, Saturday, March 27, 2021





5380 m.

BARWA GRAND PRIX OF QATAR

Qualifying Nr. 2

Top Speed & Average

21



Rider	Nation	Motorcycle	Top 5 speeds					Average	Top
43 Jack MILLER	AUS	DUCATI	357.6	355.2	354.0	352.9	352.9	354.5	357.6
5 Johann ZARCO	FRA	DUCATI	356.4	355.2	354.0	354.0	348.3	353.6	356.4
63 Francesco BAGNAIA	ITA	DUCATI	355.2	352.9	351.7	350.6	350.6	352.2	355.2
44 Pol ESPARGARO	SPA	HONDA	352.9	352.9	351.7	350.6	180.9	317.8	352.9
20 Fabio QUARTARARO	FRA	YAMAHA	350.6	350.6	349.5	349.5	173.6	314.8	350.6
36 Joan MIR	SPA	SUZUKI	349.5	347.2	347.2	347.2	345.0	347.2	349.5
12 Maverick VIÑALES	SPA	YAMAHA	348.3	348.3	347.2	347.2	346.1	347.4	348.3
41 Aleix ESPARGARO	SPA	APRILIA	348.3	345.0	343.9	343.9	343.9	345.0	348.3
46 Valentino ROSSI	ITA	YAMAHA	348.3	347.2	346.1	346.1	345.0	346.5	348.3
30 Takaaki NAKAGAMI	JPN	HONDA	347.2	345.0	338.5	337.5	334.3	340.5	347.2
42 Alex RINS	SPA	SUZUKI	347.2	347.2	345.0	345.0	345.0	345.9	347.2
21 Franco MORBIDELLI	ITA	YAMAHA	345.0	343.9	342.8	342.8	146.9	304.3	345.0

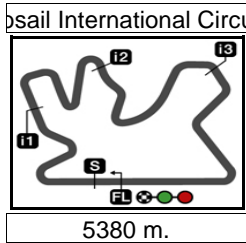
These data/results cannot be reproduced, stored and/or transmitted in whole or in part by any manner of electronic, mechanical, photocopying, recording, broadcasting or otherwise now known or herein after developed without the previous express consent by the copyright owner, except for reproduction in daily press and regular printed publications on sale to the public within 60 days of the event related to those data/results and always provided that copyright symbol appears together as follows below.

© DORNA, 2021

Official MotoGP Timing by TISSOT
www.motogp.com



Doha, Saturday, March 27, 2021



BARWA GRAND PRIX OF QATAR

Qualifying Nr. 2

Chronological Analysis of Performances

22

* Lap / Sector time cancelled **T1** Time from finish line to 1st intermediate **T3** Time from 2nd intermed. to 3rd intermed.
P Crossing the finish line in pit lane **T2** Time from 1st intermed. to 2nd intermed. **T4** Time from 3rd intermediate to finish line
****Tyre data subject to further updates**

Lap	Lap Time	T1	T2	T3	T4	Speed	Lap	Lap Time	T1	T2	T3	T4	Speed		
1st	63	Francesco BAGNAIA DUCATI ITA Ducati Lenovo Team						4th	46	Valentino ROSSI YAMAHA ITA Petronas Yamaha SRT					
		Runs=2	Total laps=7	Full laps=4					Runs=2	Total laps=7	Full laps=4				
Run #	1	Front Tyre	Slick-Soft	Rear Tyre	Slick-Soft	Speed	Run #	1	Front Tyre	Slick-Soft	Rear Tyre	Slick-Soft	Speed		
		New Tyre		New Tyre					New Tyre		New Tyre				
1	2'29.738	40.783	32.850	29.718	31.793	62.0	1	2'28.246	31.881	31.693	29.144	31.805	161.6		
2	1'53.273	24.856	29.545	27.999	30.873	355.2	2	1'54.638	25.011	29.861	28.451	31.315	347.2		
3	1'53.433	24.827	29.441	28.142	31.023	352.9	3	1'54.113	25.021	29.656	28.076	31.360	345.0		
4	1'58.414 P	26.521	33.750	29.077	29.066	350.6	4	1'58.120 P	26.542	33.465	29.029	29.084	346.1		
Run #	2	Front Tyre	Slick-Soft	Rear Tyre	Slick-Soft	Speed	Run #	2	Front Tyre	Slick-Soft	Rear Tyre	Slick-Soft	Speed		
		4 Laps at start		New Tyre					New Tyre		New Tyre				
5	2'01.673	30.693	30.786	28.768	31.426	157.6	5	2'05.472	33.463	30.952	29.472	31.585	110.0		
6	1'52.772	24.662	29.329	27.901	30.880	350.6	6	1'53.114	24.787	29.340	27.898	31.089	348.3		
7	2'04.868	30.136	32.542	29.525	32.665	351.7	7	2'07.415	31.531	31.069	29.297	35.518	346.1		
2nd	20	Fabio QUARTARARO YAMAHA FRA Monster Energy Yamaha MotoGP						5th	43	Jack MILLER DUCATI AUS Ducati Lenovo Team					
		Runs=2	Total laps=6	Full laps=3					Runs=2	Total laps=7	Full laps=4				
Run #	1	Front Tyre	Slick-Soft	Rear Tyre	Slick-Soft	Speed	Run #	1	Front Tyre	Slick-Soft	Rear Tyre	Slick-Soft	Speed		
		New Tyre		New Tyre					New Tyre		New Tyre				
1	2'59.832	31.837	31.253	28.641	31.848	170.8	1	2'24.039	33.659	31.567	29.760	31.946	146.3		
2	1'53.338	24.765	29.594	27.866	31.113	350.6	2	2'02.579	27.269	30.716	32.544	32.050	352.9		
3	1'53.038	24.571	29.501	27.914	31.052	350.6	3	1'53.215	24.684	29.535	28.039	30.957	355.2		
4	1'56.960 P	26.705	31.785	29.050	29.420	349.5	4	1'56.010 P	26.393	31.086	29.139	29.392	357.6		
Run #	2	Front Tyre	Slick-Soft	Rear Tyre	Slick-Soft	Speed	Run #	2	Front Tyre	Slick-Soft	Rear Tyre	Slick-Soft	Speed		
		4 Laps at start		New Tyre					New Tyre		New Tyre				
5	2'05.070	30.823	31.123	30.568	32.556	173.6	5	2'10.178	31.964	31.012	32.080	35.122	159.7		
6	2'07.859	34.470	34.093	28.158	31.138	349.5	6	2'01.074	25.883	35.296	28.650	31.245	352.9		
7							7	1'53.389	24.774	29.477	28.145	30.993	354.0		
3rd	12	Maverick VIÑALES YAMAHA SPA Monster Energy Yamaha MotoGP						6th	5	Johann ZARCO DUCATI FRA Pramac Racing					
		Runs=2	Total laps=7	Full laps=4					Runs=2	Total laps=7	Full laps=4				
Run #	1	Front Tyre	Slick-Soft	Rear Tyre	Slick-Soft	Speed	Run #	1	Front Tyre	Slick-Soft	Rear Tyre	Slick-Soft	Speed		
		New Tyre		New Tyre					New Tyre		New Tyre				
1	3'09.722	29.776	30.519	28.453	31.385	175.6	1	2'25.222	33.045	31.952	29.587	31.826	162.4		
2	1'53.369	24.839	29.582	27.816	31.132	348.3	2	2'00.112	25.540	30.337	32.216	32.019	348.3		
3	1'53.260	24.695	29.567	27.809	31.189	348.3	3	1'53.817	24.865	29.723	28.135	31.094	355.2		
4	1'54.697 P	26.027	30.793	28.857	29.020	347.2	4	1'59.767 P	24.799	35.249	28.826	30.893	354.0		
Run #	2	Front Tyre	Slick-Soft	Rear Tyre	Slick-Soft	Speed	Run #	2	Front Tyre	Slick-Soft	Rear Tyre	Slick-Soft	Speed		
		4 Laps at start		New Tyre					4 Laps at start		New Tyre				
5	1'59.512	29.712	30.242	28.216	31.342	173.6	5	2'04.684	31.000	31.020	30.554	32.110	160.7		
6	1'53.124	24.755	29.424	27.835	31.110	347.2	6	2'02.463	25.920	36.838	28.385	31.320	354.0		
7	1'53.088	24.761	29.417	27.810	31.100	346.1	7	1'53.286	24.706	29.536	28.051	30.993	356.4		

Fastest Lap: Francesco BAGNAIA Ducati Lenovo Team ITA **1'52.772** 24.662 29.329 27.901 30.880

These data/results cannot be reproduced, stored and/or transmitted in whole or in part by any manner of electronic, mechanical, photocopying, recording, broadcasting or otherwise now known or herein after developed without the previous express consent by the copyright owner, except for reproduction in daily press and regular printed publications on sale to the public within 60 days of the event related to those data/results and always provided that copyright symbol appears together as follows below.
© DORNA, 2021



Qualifying Nr. 2

MotoGP

Lap	Lap Time	T1	T2	T3	T4	Speed	Lap	Lap Time	T1	T2	T3	T4	Speed	
7th	21	Franco MORBIDELLI				YAMAHA	ITA	6	1'53.682	24.844	29.650	28.085	31.103	345.0
		Petronas Yamaha SRT						7	1'53.741	25.055	29.558	27.953	31.175	347.2
		Runs=2	Total laps=6	Full laps=3										
Run #	1	Front Tyre	Slick-Soft	Rear Tyre	Slick-Soft									
		New Tyre		New Tyre										
1	2'06.581	37.030	30.392	28.658	31.583	146.9								
2	1'54.840	25.022	29.947	28.313	31.558	342.8								
3	1'53.313	24.743	29.409	27.962	31.199	343.9								
4	1'58.382	P 26.796	31.341	29.578	30.667	342.8								
Run #	2	Front Tyre	Slick-Soft	Rear Tyre	Slick-Soft									
		4 Laps at start		New Tyre										
5	2'16.303	40.719	33.084	30.406	32.094	106.1								
6	2'01.755	29.262	32.506	28.549	31.438	345.0								
8th	41	Aleix ESPARGARO				APRILIA	SPA							
		Aprilia Racing Team Gresini												
		Runs=2	Total laps=7	Full laps=4										
Run #	1	Front Tyre	Slick-Soft	Rear Tyre	Slick-Soft									
		New Tyre		New Tyre										
1	2'50.595	29.589	30.472	28.691	31.512	177.0								
2	1'53.592	24.821	29.642	27.983	31.146	343.9								
3	1'53.435	24.779	29.626	27.869	31.161	343.9								
4	1'56.624	P 25.949	31.199	29.434	30.042	343.9								
Run #	2	Front Tyre	Slick-Soft	Rear Tyre	Slick-Soft									
		4 Laps at start		New Tyre										
5	2'02.961	28.914	31.043	30.423	32.581	182.7								
6	2'02.658	31.546	30.794	28.642	31.676	348.3								
7	1'53.315	24.766	29.540	27.910	31.099	345.0								
9th	42	Alex RINS				SUZUKI	SPA							
		Team SUZUKI ECSTAR												
		Runs=2	Total laps=7	Full laps=4										
Run #	1	Front Tyre	Slick-Soft	Rear Tyre	Slick-Soft									
		New Tyre		New Tyre										
1	2'38.168	30.293	31.213	29.119	31.683	179.7								
2	1'54.060	25.056	29.740	27.982	31.282	347.2								
3	1'54.003	24.936	29.888	28.061	31.118	347.2								
4	1'57.692	P 27.253	31.107	29.111	30.221	345.0								
Run #	2	Front Tyre	Slick-Soft	Rear Tyre	Slick-Soft									
		4 Laps at start		New Tyre										
5	2'00.893	29.887	30.814	28.800	31.392	183.0								
6	1'53.883	25.028	29.791	28.030	31.034	345.0								
7	1'53.490	24.871	29.651	27.942	31.026	345.0								
10th	36	Joan MIR				SUZUKI	SPA							
		Team SUZUKI ECSTAR												
		Runs=2	Total laps=7	Full laps=4										
Run #	1	Front Tyre	Slick-Soft	Rear Tyre	Slick-Soft									
		New Tyre		New Tyre										
1	2'24.863	36.740	31.822	28.874	31.928	176.1								
2	2'02.192	27.321	30.347	32.439	32.085	347.2								
3	1'53.824	24.875	29.788	27.965	31.196	349.5								
4	1'56.389	P 26.387	31.033	28.974	29.995	347.2								
Run #	2	Front Tyre	Slick-Soft	Rear Tyre	Slick-Soft									
		New Tyre		New Tyre										
5	2'01.070	* 30.091	30.800	28.731	31.448*	173.3								


11th	30	Takaaki NAKAGAMI				HONDA	JPN						
		LCR Honda IDEMITSU											
		Runs=2	Total laps=7	Full laps=4									
Run #	1	Front Tyre	Slick-Soft	Rear Tyre	Slick-Soft								
		New Tyre		3 Laps at start									
1	2'32.006	33.782	31.729	29.867	31.887	127.0							
2	1'56.497	25.302	30.487	29.224	31.484	347.2							
3	1'54.035	24.946	29.738	28.055	31.296	345.0							
4	1'59.771	P 27.433	31.939	30.057	30.342	334.3							
Run #	2	Front Tyre	Slick-Soft	Rear Tyre	Slick-Soft								
		4 Laps at start		New Tyre									
5	2'17.207	* 32.419	33.043	32.142	39.603*	147.3							
6	2'01.173	26.569	34.119	29.009	31.476	337.5							
7	1'53.721	25.007	29.654	27.909	31.151	338.5							

12th	44	Poi ESPARGARO				HONDA	SPA						
		Repsol Honda Team											
		Runs=2	Total laps=6	Full laps=3									
Run #	1	Front Tyre	Slick-Soft	Rear Tyre	Slick-Soft								
		New Tyre		New Tyre									
1	2'07.547	29.585	30.690	28.728	31.482	180.9							
2	1'54.775	25.068	29.968	28.359	31.380	350.6							
3	1'58.895	P 28.847	31.332	29.383	29.333	351.7							
Run #	2	Front Tyre	Slick-Soft	Rear Tyre	Slick-Soft								
		3 Laps at start		New Tyre									
4	2'02.129	30.527	30.870	29.125	31.607	170.6							
5	1'53.930	24.847	29.746	28.151	31.186	352.9							
6	1'53.931	24.836	29.730	28.173	31.192	352.9							

Fastest Lap: Francesco BAGNAIA Ducati Lenovo Team ITA **1'52.772** 24.662 29.329 27.901 30.880

These data/results cannot be reproduced, stored and/or transmitted in whole or in part by any manner of electronic, mechanical, photocopying, recording, broadcasting or otherwise now known or herein after developed without the previous express consent by the copyright owner, except for reproduction in daily press and regular printed publications on sale to the public within 60 days of the event related to those data/results and always provided that copyright symbol appears together as follows below.
© DORNA, 2021





BARWA GRAND PRIX OF QATAR
Provisional Starting Grid

Race : 22 laps = 118.36 km

23



1	1 1'52.772 63 Francesco BAGNAIA Ducati	2 1'53.038 20 Fabio QUARTARARO Yamaha	3 1'53.088 12 Maverick VIÑALES Yamaha
2	4 1'53.114 46 Valentino ROSSI Yamaha	5 1'53.215 43 Jack MILLER Ducati	6 1'53.286 5 Johann ZARCO Ducati
3	7 1'53.313 21 Franco MORBIDELLI Yamaha	8 1'53.315 41 Aleix ESPARGARO Aprilia	9 1'53.490 42 Alex RINS Suzuki
4	10 1'53.682 36 Joan MIR Suzuki	11 1'53.721 30 Takaaki NAKAGAMI Honda	12 1'53.930 44 Pol ESPARGARO Honda
5	13 1'53.733 23 Enea BASTIANINI Ducati	14 1'53.840 89 Jorge MARTIN Ducati	15 1'53.915 88 Miguel OLIVEIRA KTM
6	16 1'53.958 73 Alex MARQUEZ Honda	17 1'53.995 6 Stefan BRADL Honda	18 1'54.122 10 Luca MARINI Ducati
7	19 1'54.240 33 Brad BINDER KTM	20 1'54.443 9 Danilo PETRUCCI KTM	21 1'54.627 27 Iker LECUONA KTM
8	22 1'55.183 32 Lorenzo SAVADORI Aprilia		

The results are provisional until the end of the limit for protest and appeals and until the ratification of the Event Management Committee.

Time limit for protest expires 60' at the latest after publication of the results - Time:

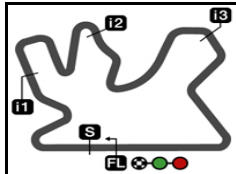
These data/results cannot be reproduced, stored and/or transmitted in whole or in part by any manner of electronic, mechanical, photocopying, recording, broadcasting or otherwise now known or herein after developed without the previous express consent by the copyright owner, except for reproduction in daily press and regular printed publications on sale to the public within 60 days of the event related to those data/results and always provided that copyright symbol appears together as follows below.

© DORNA, 2021

Official MotoGP Timing by **TISSOT**
www.motogp.com



Doha, Saturday, March 27, 2021



5380 m.

BARWA GRAND PRIX OF QATAR**MotoGP™****BMW M Award - Best Qualifier MotoGP 2021****24**

Rider	<i>Nation</i>	<i>Points</i>	QAT	<i>DOH</i>	<i>POR</i>	<i>SPA</i>	<i>FRA</i>	<i>ITA</i>	<i>CAT</i>	<i>GER</i>	<i>NED</i>	<i>STY</i>	<i>AUT</i>	<i>GBR</i>	<i>ARA</i>	<i>RSM</i>	<i>JPN</i>	<i>THA</i>	<i>AUS</i>	<i>MAL</i>	<i>VAL</i>	
1 BAGNAIA Francesco	ITA	25	25																			
2 QUARTARARO Fabio	FRA	20	20																			
3 VIÑALES Maverick	SPA	16	16																			
4 ROSSI Valentino	ITA	13	13																			
5 MILLER Jack	AUS	11	11																			
6 ZARCO Johann	FRA	10	10																			
7 MORBIDELLI Franco	ITA	9	9																			
8 ESPARGARO Aleix	SPA	8	8																			
9 RINS Alex	SPA	7	7																			
10 MIR Joan	SPA	6	6																			
11 NAKAGAMI Takaaki	JPN	5	5																			
12 ESPARGARO Pol	SPA	4	4																			
13 BASTIANINI Enea	ITA	3	3																			
14 MARTIN Jorge	SPA	2	2																			
15 OLIVEIRA Miguel	POR	1	1																			

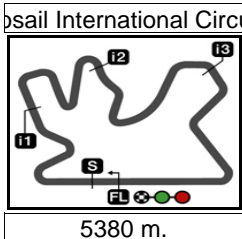
These data/results cannot be reproduced, stored and/or transmitted in whole or in part by any manner of electronic, mechanical, photocopying, recording, broadcasting or otherwise now known or herein after developed without the previous express consent by the copyright owner, except for reproduction in daily press and regular printed publications on sale to the public within 60 days of the event related to those data/results and always provided that copyright symbol appears together as follows below.
© DORNA, 2021

Official MotoGP Timing by **TISSOT**
www.motogp.com

BMW M. 



Doha, Saturday, March 27, 2021



BARWA GRAND PRIX OF QATAR

After the Race

Event Best Maximum Speed

33



Rider	Nation Team	Motorcycle	Km/h	
5 Johann ZARCO	FRA Pramac Racing	DUCATI	362.4	Free Practice Nr. 4
89 Jorge MARTIN	SPA Pramac Racing	DUCATI	358.8	Qualifying Nr. 1
43 Jack MILLER	AUS Ducati Lenovo Team	DUCATI	357.6	Qualifying Nr. 2
63 Francesco BAGNAIA	ITA Ducati Lenovo Team	DUCATI	355.2	Qualifying Nr. 2
44 Pol ESPARGARO	SPA Repsol Honda Team	HONDA	355.2	Race
23 Enea BASTIANINI	ITA Esponsorama Racing	DUCATI	354.0	Qualifying Nr. 1
6 Stefan BRADL	GER Repsol Honda Team	HONDA	351.7	Race
10 Luca MARINI	ITA SKY VR46 Esponsorama	DUCATI	351.7	Free Practice Nr. 4
20 Fabio QUARTARARO	FRA Monster Energy Yamaha MotoGP	YAMAHA	350.6	Qualifying Nr. 2
27 Iker LECUONA	SPA Tech 3 KTM Factory Racing	KTM	350.6	Qualifying Nr. 1
42 Alex RINS	SPA Team SUZUKI ECSTAR	SUZUKI	349.5	Free Practice Nr. 1
33 Brad BINDER	RSA Red Bull KTM Factory Racing	KTM	349.5	Qualifying Nr. 1
36 Joan MIR	SPA Team SUZUKI ECSTAR	SUZUKI	349.5	Qualifying Nr. 2
73 Alex MARQUEZ	SPA LCR Honda CASTROL	HONDA	349.5	Qualifying Nr. 1
30 Takaaki NAKAGAMI	JPN LCR Honda IDEMITSU	HONDA	348.3	Qualifying Nr. 1
46 Valentino ROSSI	ITA Petronas Yamaha SRT	YAMAHA	348.3	Qualifying Nr. 2
12 Maverick VIÑALES	SPA Monster Energy Yamaha MotoGP	YAMAHA	348.3	Qualifying Nr. 2
41 Aleix ESPARGARO	SPA Aprilia Racing Team Gresini	APRILIA	348.3	Qualifying Nr. 2
32 Lorenzo SAVADORI	ITA Aprilia Racing Team Gresini	APRILIA	347.2	Qualifying Nr. 1
88 Miguel OLIVEIRA	POR Red Bull KTM Factory Racing	KTM	347.2	Free Practice Nr. 4
9 Danilo PETRUCCI	ITA Tech 3 KTM Factory Racing	KTM	346.1	Qualifying Nr. 1
21 Franco MORBIDELLI	ITA Petronas Yamaha SRT	YAMAHA	345.0	Qualifying Nr. 2

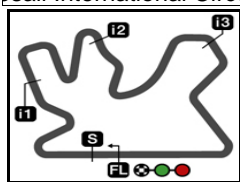
These data/results cannot be reproduced, stored and/or transmitted in whole or in part by any manner of electronic, mechanical, photocopying, recording, broadcasting or otherwise now known or herein after developed without the previous express consent of the copyright owner, except for reproduction in daily press and regular printed publications on sale to the public within 60 days of the event related to those data/results and always provided that copyright symbol appears together as follows below.

© DORNA, 2021

Official MotoGP Timing by TISSOT
www.motogp.com

Doha, Sunday, March 28, 2021





5380 m.

BARWA GRAND PRIX OF QATAR

Qualifying Nr. 2

Best Partial Times

MotoGP™

IT Ideal Lap Time, sum of the best partial times

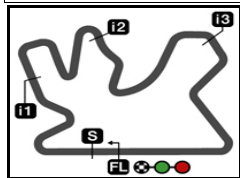
BT Best Lap Time

T1		T2		T3		T4				<i>IT</i>	<i>BT</i>	
<i>Pos</i>	<i>Rider</i>	<i>Time</i>	<i>Rider</i>	<i>Time</i>	<i>Rider</i>	<i>Time</i>	<i>Rider</i>	<i>Time</i>	<i>Pos</i>	<i>Rider</i>		
1	F.QUARTARARO	24.571	F.BAGNAIA	29.329	M.VIÑALES	27.809	F.BAGNAIA	30.873	1	F.BAGNAIA	1'52.765	1'52.772 (1)
2	F.BAGNAIA	24.662	V.ROSSI	29.340	F.QUARTARARO	27.866	J.MILLER	30.957	2	F.QUARTARARO	1'52.990	1'53.038 (2)
3	J.MILLER	24.684	F.MORBIDELLI	29.409	A.ESPARGARO	27.869	J.ZARCO	30.993	3	M.VIÑALES	1'53.021	1'53.088 (3)
4	M.VIÑALES	24.695	M.VIÑALES	29.417	V.ROSSI	27.898	A.RINS	31.026	4	V.ROSSI	1'53.114	1'53.114 (4)
5	J.ZARCO	24.706	J.MILLER	29.477	F.BAGNAIA	27.901	F.QUARTARARO	31.052	5	J.MILLER	1'53.157	1'53.215 (5)
6	F.MORBIDELLI	24.743	F.QUARTARARO	29.501	T.NAKAGAMI	27.909	V.ROSSI	31.089	6	A.ESPARGAR	1'53.274	1'53.315 (8)
7	A.ESPARGARO	24.766	J.ZARCO	29.536	A.RINS	27.942	A.ESPARGARO	31.099	7	J.ZARCO	1'53.286	1'53.286 (6)
8	V.ROSSI	24.787	A.ESPARGARO	29.540	J.MIR	27.953	M.VIÑALES	31.100	8	F.MORBIDELLI	1'53.313	1'53.313 (7)
9	P.ESPARGARO	24.836	J.MIR	29.558	F.MORBIDELLI	27.962	J.MIR	31.103	9	J.MIR	1'53.458	1'53.682 (10)
10	J.MIR	24.844	A.RINS	29.651	J.MILLER	28.039	T.NAKAGAMI	31.151	10	A.RINS	1'53.490	1'53.490 (9)
11	A.RINS	24.871	T.NAKAGAMI	29.654	J.ZARCO	28.051	P.ESPARGARO	31.186	11	T.NAKAGAMI	1'53.660	1'53.721 (11)
12	T.NAKAGAMI	24.946	P.ESPARGARO	29.730	P.ESPARGARO	28.151	F.MORBIDELLI	31.199	12	P.ESPARGAR	1'53.903	1'53.930 (12)

These data/results cannot be reproduced, stored and/or transmitted in whole or in part by any manner of electronic, mechanical, photocopying, recording, broadcasting or otherwise now known or herein after developed without the previous express consent by the copyright owner, except for reproduction in daily press and regular printed publications on sale to the public within 60 days of the event related to those data/results and always provided that copyright symbol appears together as follows below.
© DORNA, 2021

Official MotoGP Timing by **TISSOT**
www.motogp.com





5380 m.

BARWA GRAND PRIX OF QATAR

Qualifying Nr. 2

Fastest Laps Sequence

<i>Practice Time</i>	 <i>Rider</i>	<i>Nation</i>	<i>Motorcycle</i>	<i>Time</i>	<i>Km/h</i>	<i>Rider's Lap</i>
4'01.421	21 Franco MORBIDELLI	ITA	YAMAHA	1'54.840	168.6	2
4'02.322	44 Poi ESPARGARO	SPA	HONDA	1'54.775	168.7	2
4'22.884	46 Valentino ROSSI	ITA	YAMAHA	1'54.638	168.9	2
4'23.011	63 Francesco BAGNAIA	ITA	DUCATI	1'53.273	170.9	2
6'19.833	43 Jack MILLER	AUS	DUCATI	1'53.215	171.0	3
6'46.208	20 Fabio QUARTARARO	FRA	YAMAHA	1'53.038	171.3	3
14'18.025	63 Francesco BAGNAIA	ITA	DUCATI	1'52.772	171.7	6

These data/results cannot be reproduced, stored and/or transmitted in whole or in part by any manner of electronic, mechanical, photocopying, recording, broadcasting or otherwise now known or herein after developed without the previous express consent by the copyright owner, except for reproduction in daily press and regular printed publications on sale to the public within 60 days of the event related to those data/results and always provided that copyright symbol appears together as follows below.

© DORNA, 2021

Official MotoGP Timing by **TISSOT**
www.motogp.com

Doha, Saturday, March 27, 2021

